



## 12" Ceramic Subwoofer

Program Power	2000 W
Rated impedance	4 Ohm
Nominal diameter	12" - 320 mm
Sensitivity (2,83V/1m)	92 dB
Voice coil diameter	4 in - 100 mm
Frequency Range	30-2000 Hz

### SPECIFICATIONS

Nominal Diameter	12" - 320 mm
Rated Impedance	4 Ohm
Nominal Power Handling <sup>1</sup>	1000 W
Program Power <sup>2</sup>	2000 W
Sensitivity <sup>3</sup>	92 dB
Frequency Range <sup>4</sup>	30-2000 Hz
Minimum Impedance	-
Basket Material	Diecast Aluminum
Magnet Material	Ferrite
Cone Material	Treated Cellulose
Cone Shape	Planar
Surround	Rubber - Half Roll
Suspension	Nomex Fabric
Voice Coil Diameter	4 in - 100 mm
Voice Coil Winding Material	Copper
Voice Coil Length	32 mm - 1,26 in
Voice Coil Former Material	Aluminum
Connection type	Push Button
Ferrofluid	No
Magnetic Gap Height	10 mm - 0,39 in
Max. Peak to Peak Excursion	-
Efficiency Bandwidth Product EBP	88
Recommended Loading	Vented Box
Volume / Tuning frequency	33 Lt (dm <sup>3</sup> ) - 1,165 cuft / 37 Hz
Maximum recommended frequency	-
Version - Part Code	8 Ohm P12.00SW 4 Ohm P12.00SW-4

### T/S PARAMETERS

4 Ohm

Resonance frequency	Fs	29 Hz
DC Resistance	Re	3,3 Ohm
Mechanical Q Factor	Qms	2,3
Electrical Q Factor	Qes	0,33
Total Q Factor	Qts	0,29
BI Factor	Bl	19,5 Tm
Effective Moving Mass	Mms	201 g
Equivalent Gas air loaded	Vas	55 lt (dm <sup>3</sup> ) - 1,94 cuft
Suspension Compliance	Cms	-
Effective Piston Diameter	D	258 mm - 10,16 in
Effective piston area	Sd	523 cm <sup>2</sup> - 81,07 sq in
Max. Linear Excursion <sup>5</sup>	Xmax	13,5 mm - 0,53 in
Voice Coil Inductance @ 1kHz	Le	1,6 mH
Half-space Efficiency	η <sub>0</sub>	0,45 %

### NOTES

<sup>1</sup> Nominal power is determined according to AES2-1984 (r2003) standard.

<sup>2</sup> Program Power is defined as 3 dB greater than the Nominal rating.

<sup>3</sup> Sensitivity represents the averaged value of acoustic output as measured on the forward central axis of cone, at distance 1m, when connected to 2,83V sine wave test signal.

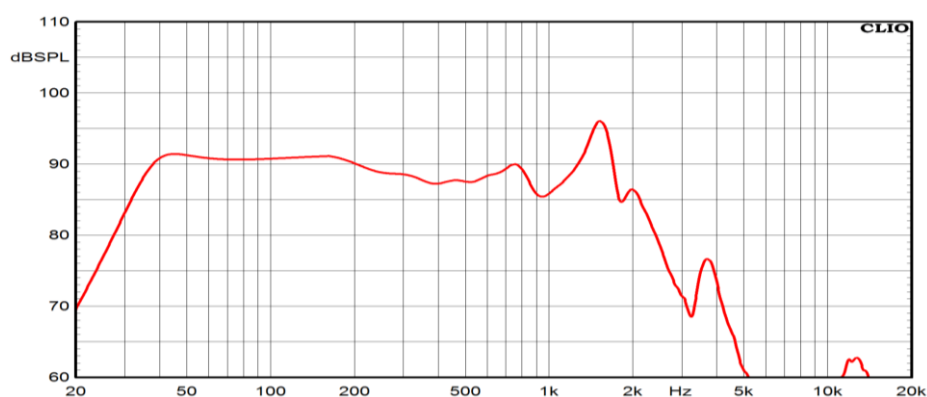
<sup>4</sup> Frequency range is given as the band of frequencies delineated by the lower and upper limits where the output level drops by 10 dB below the rated sensitivity in half space environment.

<sup>5</sup> Linear Math. Xmax is calculated as (Hvc-Hg)/2 + Hg/4 where Hvc is the coil depth and Hg is the gapdepth.

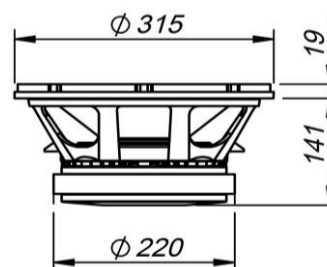
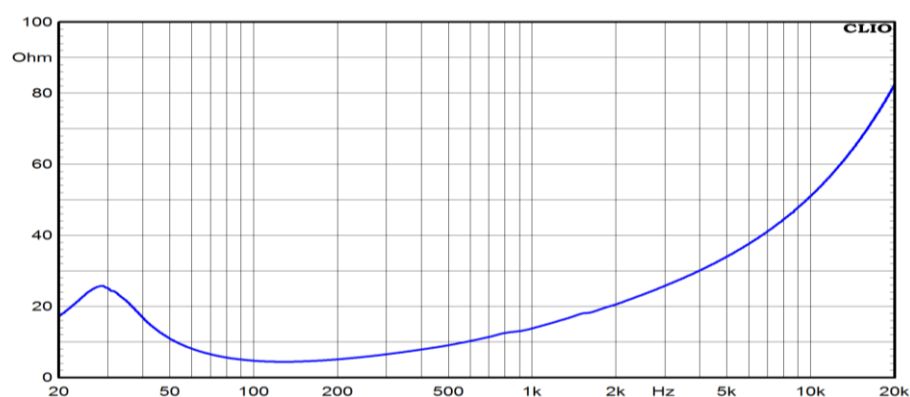
<sup>6</sup> Frequency response curve in the range above 150 Hz is measured on infinite baffle conditions and simulated as per recommended loading in the range below 150 Hz.

<sup>7</sup> Impedance curve is measured in free air conditions at small signals.

### FREQUENCY RESPONSE CURVE <sup>6</sup>



### FREE AIR IMPEDANCE CURVE <sup>7</sup>



### MOUNTING AND SHIPPING INFORMATION

Overall Diameter	315 mm - 12,4 in
Baffle Cutout Diameter	282 mm - 11,1 in
Flange and Gasket Thickness	19 mm - 0,75 in
Total Depth	149 mm - 5,87 in
Bolt Circle Diameter	295 mm - 11,61 in
Bolt Holes Quantity and Diameter	8 / 7 mm - 0,28 in
Net Weight	11,1 Kg - 24,45 lb
Shipping Units	1 Pc